

# PRODUCT LEAFLET





External indicator (LED) 4418



## FEATURES

- Connects to loop
- Supports auto-addressing
- Advanced mode - Control expression
- Normal mode - Mirrors detector LED
- For wall or flush mounting
- Low power consumption

## DATA

-  -10 to +55 °C
-  < 95%
-  87x87x30 mm
-  63 g

## GENERAL

- CE

## RELATED PRODUCTS

- 4400 - Analog multi detector
- 4400I - Analog multi detector with isolator
- 4401 - Analog photoelectric smoke detector
- 4402 - Analog multi detector with CO
- 3308 - Analog heat detector